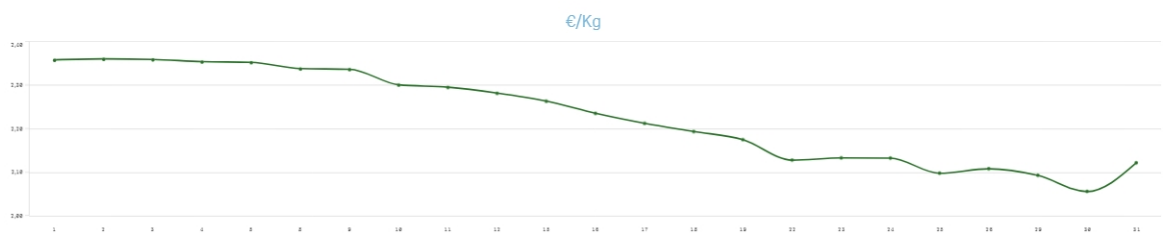
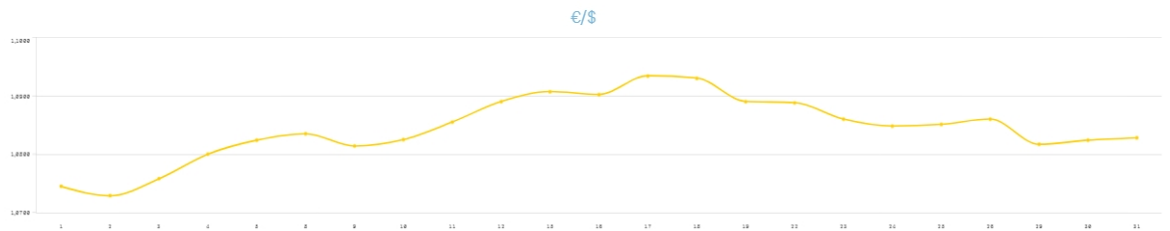
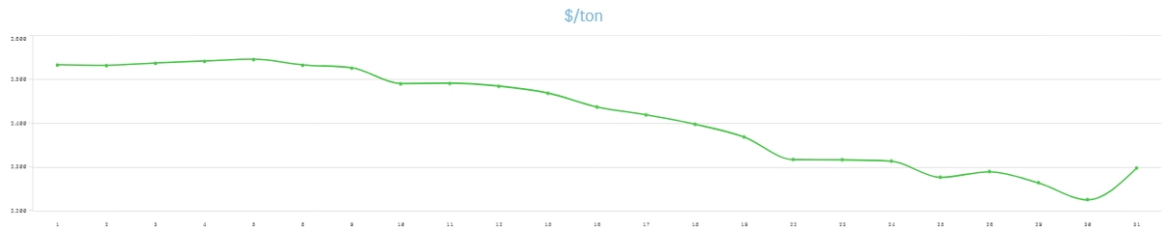


Daily values for the year: 2024 month: 7

Day	q	\$/ton	€/S	€/Kg
1	2.533	1,0745	2,36	
2	2.531	1,0729	2,36	
3	2.537	1,0758	2,36	
4	2.541	1,0800	2,35	
5	2.545	1,0824	2,35	
6	-	-	-	
7	-	-	-	
8	2.532	1,0835	2,34	
9	2.526	1,0814	2,34	
10	2.490	1,0825	2,30	
11	2.491	1,0855	2,29	
12	2.484	1,0890	2,28	
13	-	-	-	
14	-	-	-	
15	2.468	1,0907	2,26	
16	2.437	1,0902	2,23	
17	2.419	1,0934	2,21	
18	2.397	1,0930	2,19	
19	2.368	1,0890	2,17	
20	-	-	-	
21	-	-	-	
22	2.317	1,0888	2,13	
23	2.316	1,0860	2,13	
24	2.313	1,0848	2,13	
25	2.276	1,0851	2,10	
26	2.289	1,0860	2,11	
27	-	-	-	
28	-	-	-	
29	2.264	1,0817	2,09	
30	2.225	1,0824	2,06	
31	2.297	1,0828	2,12	



Last 24 months average €/Kg

Month	q	€/Kg
08/22	2,39	
09/22	2,26	
10/22	2,29	
11/22	2,31	
12/22	2,30	
01/23	2,34	
02/23	2,29	
03/23	2,18	
04/23	2,16	
05/23	2,09	
06/23	2,05	
07/23	1,99	
08/23	2,00	
09/23	2,08	
10/23	2,10	
11/23	2,06	
12/23	2,04	
01/24	2,05	
02/24	2,05	
03/24	2,09	
04/24	2,36	
05/24	2,42	
06/24	2,37	
07/24	2,23	

